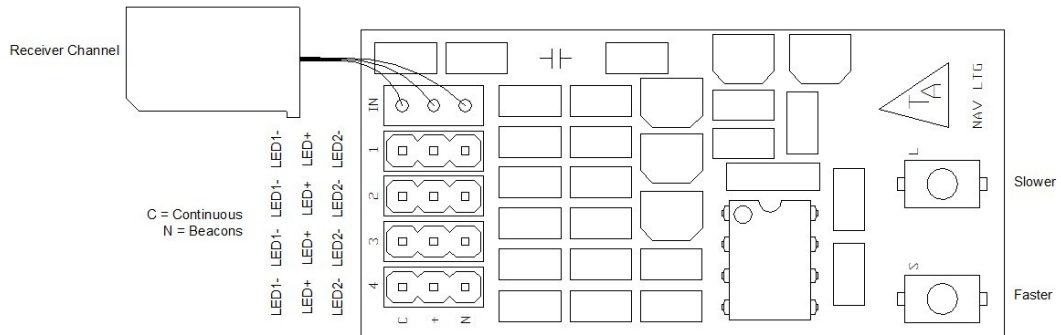


Part nr. 1034rev 6.1
Power: 3V – 5.5V

Includes: 2 ultra bright red LED's



Rotating Beacon Simulator

It doesn't really turn of course but it looks amazingly realistic. With the 2 included ultra-bright LED's it looks good even outside during the day. Make your model something special and more realistic without adding too much weight. The unit can be controlled by an on-off signal from a switch or by a servo channel. The speed of rotation is adjustable through a wide range to suit your model exactly. Output channels for continuous lighting are also provided.

Note: This product requires soldering of the included LED's by the user.

User's Guide

The lights are turned on and off by a receiver servo channel or by a simple switch. The switch point is in the center of the control range. The module will drive four beacon lights and four continuous lights. On-off control of the continuous lighting channels is the same as for the beacons.

To decrease the flash frequency:
Push the L button and hold for 1 flash cycle.

To increase the flash frequency:
Push the S button and hold for 1 flash cycle.

To set the default flash frequency:
Push both the S and L buttons and hold for 1 flash cycle.

The programming buttons are read only once before each flash cycle. If the button is held on then it will be read and acted upon repeatedly. The new settings are stored in permanent memory and retained even when the power has been removed.

Use a ferrite ring around the cables in case of receiver interference.

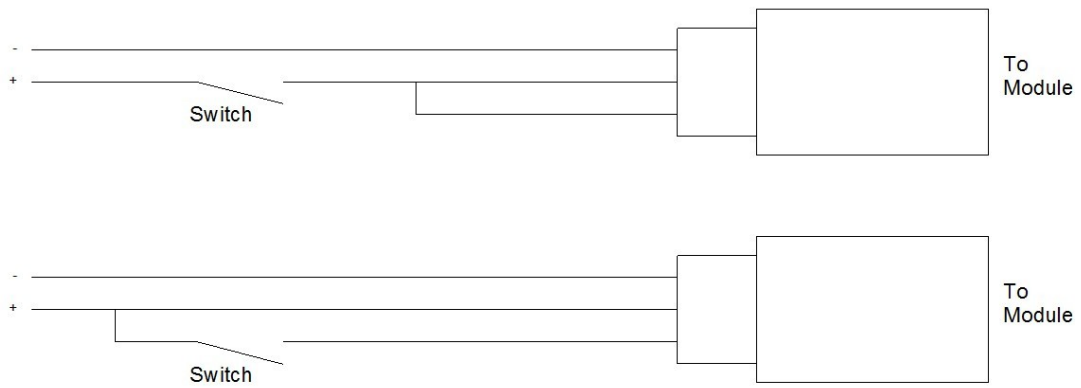
Control signal options:

1. If the unit is connected to a receiver, the lights can be turned on and off with a receiver channel.
2. A switch can also be connected between the red and white wires in the receiver plug.

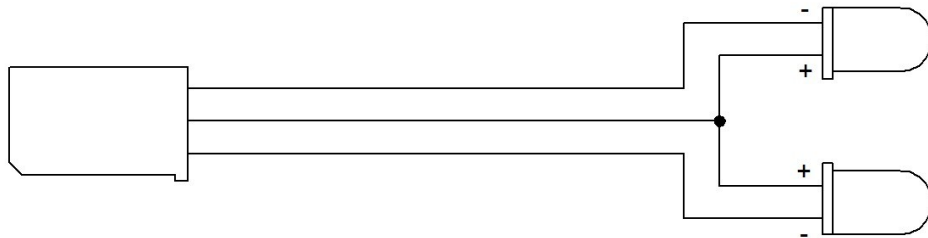
Caution: LED light output is bright enough to cause injuries to the eyes. Precautions must be taken to prevent looking directly at the LED without proper safety equipment.

Check for the latest version of this manual at: <http://www.thomson-automation.com>

Switch Input Connection For Use Without A Receiver



LED Connection



Specifications

Name	Rotating Beacon Module
Part nr.	1034
Hardware rev	1035-2.5
Firmware rev	5.1
Power	3.5V – 5,5V
Current use	Variable per settings
Weight	15 gm
Cable length	29 cm
Lamp Channels	4
Control Channels	1
Control Input	1-2ms pulse or switched V+
Standard configuration	Futaba input, pin header output